



# SHM

## PRODUCT CATALOG



# Planetary Mixer Series



Spesification

**KB-7LT**

Dimension	460x280x480mm
Capacity Bowl	7 Liter
Capacity Cream	1 Liter
Capacity Flour Paste	0.5kg
Electrical	0.38kW/1ph/220V
Speed Wisk Max	320 rotation/min
Speed Wisk Standard rpm	1050 rev/min
Speed Wisk Min	35 rotation/min
Speed Wisk Standard rpm	115 rev/min
Weight	18kg

Standard Accessories : Bowl, Whip, Hook, Beater.



Spesification

**KB-B7B**

Dimension	440x350x510mm
Capacity Bowl	7 Liter
Capacity Max. Kneading	2kg
Capacity Max. Flour	1kg
Electrical	0.65kW/1ph/220V
Speed	126/252/545rpm
Transmission	Gear
Weight	24kg

Standard Accessories : Bowl, Whip, Hook, Beater.



Twin Arm Mixer



Spesification

**TAM-16**

Dimension	412x575x520mm
Capacity Bowl	16 Liter
Capacity Max. Dough	3kg
Capacity Max. Flour	1.5kg
Electrical	0.75kW/1ph/220V
Speed	35-63strokes/min
Weight	50.5kg



**PM-10**

**PM-20**

Spesification

Dimension	447x518x690mm	484x602x807mm
Capacity Bowl	10 Liter	20 Liter
Capacity Dough	2Kg	5Kg
Capacity Flour	1Kg	2.5Kg
Speed	52-500rpm	60-503rpm
Electrical	0.75kW/1ph/220V	1kW/1ph/220V
Weight	41.5Kg	63Kg



**BH-10**

**BH-15**

**BH-20**

Spesification

Dimension	450x336x606mm	474x372x676mm	520x420x760mm
Capacity Bowl	10 Liter	15 Liter	20 Liter
Capacity Dough	2Kg	3Kg	5Kg
Capacity Flour	1Kg	1.5Kg	2.5Kg
Speed	110/178/390rpm	110/178/390rpm	105/180/408rpm
Electrical	0.45kW/1ph/220V	0.55kW/1ph/220V	0.75kW/1ph/220V
Weight	56kg	58kg	73kg



**LP-402**

Spesification

Dimension	670x570x1130mm
Capacity Bowl	50 Liter
Bowl Size	460x280x480mm
Electrical	1.5kW/1ph/220V
Weight	250kg

# Spiral Mixer



Spesification

Feature :

- Stainless Steel Safety Grid. - Digital Timer. - Reverse Function.
- Overload Shutdown. - Variable Frequency Drive. - Belt Transmission.

**HX-10**

**HX-20**

**HX-40**

**HX-60**

Dimension	550x320x440mm	550x730x770mm	520x850x920mm	1150x720x1190mm
Capacity Bowl	10 Liter	23 Liter	45 Liter	66 Liter
Max. Flour	1.5kg	5kg	10kg	15kg
Agitator Speeds	108-272rpm	130-380rpm	130-380rpm	130-380rpm
Bowl Speeds	11-27rpm	13-28rpm	13-28rpm	13-28rpm
Electrical	0.75kW/1ph/220V	1.3kW/1ph/220V	2.6kW/1ph/220V	3.3kW/1ph/220V
Weight	32Kg	90Kg	145Kg	180Kg



# Proofer

## Function :

- Micro-computer Touch Panel.
- Automatic Airflow Circulation System.
- Water Enter Automatically.

### SHM-16PS

#### Spesification

Dimension	500x700x1950mm
Capacity	16 Trays
Tray Size	400x600mm
Electrical	1.5kW/1ph/220V
Weight	153kg



## Feature :

- Manual Temperature And Humidity Controller.
- Without Water Automatic-in.
- Manual Control Panel.
- Humidity System Heater & Water Tank.
- Temperature System Dry Heating.
- Temperature Humidity System Manual.
- Preheat Temperature Time 22 Minutes (27-38°C).
- Humidity Time 12 Minutes.

### SHM-12B

#### Spesification

Dimension	500x750x1660mm
Capacity	12 Trays
Tray Size	400x600mm
Electrical	1.1kW/1ph/220V



# Underneath Proofer



### SHM-F5

For Gas Oven SHM-10A



### SHM-F8

For Gas Oven SHM-20A

### SHM-F5

### SHM-F8

#### Spesification

Dimension	1030x600x880mm	1340x870x880mm
Capacity	5 Trays	8 Trays
Tray Size	400x600mm	400x600mm
Electrical	2.4kW/1ph/220V	2.6kW/1ph/220V

### SHM-16S

### SHM-F10

#### Spesification

Dimension	870x1200x850mm	610x720x910mm
Capacity	16 Trays	10 Trays
Tray Size	400x600mm	315x435mm
Electrical	1.1kW/1ph/220V	1.9kW/1ph/220V
Weight	60kg	45kg



### SHM-16S

For Convection Oven SHM-5Q



### SHM-F10

For Convection Oven SHM-4WD

# Dough Processing



**Reversible Sheeter  
(Table Type)**

**Reversible Sheeter ( Floor Type )**

**Knead & Pressure Sheeter**

Spesification	<b>LP-520T</b>
Dimension	1800x850x600mm
Roller Size	88x520mm
Conveyor Size	500x1700mm
Electrical	0.55kW/3ph/380V

Spesification	<b>LP-520B</b>	<b>LP-650B</b>	<b>LP-650C</b>
Dimension	2100x850x1100mm	2500x850x1100mm	3000x850x1100mm
Roller Size	88x520mm	88x635mm	88x635mm
Conveyor Size	500x2000mm	630x2400mm	630x2900mm
Electrical	0.55kW/3ph/380V	0.75kW/3ph/380V	0.75kW/3ph/380V

Spesification	<b>HY-500</b>
Dimension	1130x755x1240mm
Roller Size	118x490mm
Roller Range	5-25mm
Roller Speed	79rpm
Electrical	3kW/1Phase/220V
Weight	300kg



SHM-DD-1P/2P/3P/4P

SHM-CR-45

**Dough Presser**


**Horizontal Dough Mixer**

**Dough Divider & Rounder**

Spesification	<b>AYM-300</b>
Dimension	480x460x1110mm
Roller Length	120x300mm
Roller Range	0-25mm
Roller Speed	129rpm
Electrical	1.5kW/1ph/220V
Weight	110kg

Spesification	<b>HWH-15B</b>
Dimension	640x490x820mm
Capacity	40liter
Max Dough Capacity	15kg
Mixing Speed	50rpm
Electrical	1.1kW/1ph/220V
Weight	80kg

Spesification	<b>SHM-DD-1P/2P/3P/4P</b>	<b>SHM-CR-45</b>
Dimension	880x1200x1500mm	850x850x1450mm
Electrical	1.6kW/3ph/380V	0.45kW/3ph/380V
Capacity	1900/3800/2700/7600pcs/hr	7600pcs/hr
Dough Weight Range	100-500/50-250/25-100/10-60gr	10-50gr
Weight	480Kg	280Kg



Spesification	<b>MTB-250/320</b>
Dimension	1650x1430x1210mm
Capacity	300/400kg
Electrical	3kW/3Phase/380Volt

Spesification	<b>SHM-36K</b>
Dimension	520x400x1270mm
Dough Weight Range	30-180gr
Electrical	0.75kW/1Phase/220Volt
Weight	135kg

Spesification	<b>ADRS-300</b>
Dimension	3300x700x1280mm
Electrical	3.0kW/3Phase/380V
Weight	330kg

Spesification	<b>AS-CG-38</b>
Dimension	1380x665x1095mm
Electrical	0.75kW/1ph/220V
Weight	190kg

# Gas Oven Deck



SHM-10A/10AH



SHM-20A/SHM-30A



SHM-40A/SHM-S-60A

Specification	SHM-10A/10AH	SHM-20A	SHM-30A	SHM-40A	SHM-S-60A
Dimension	1030x650x530mm	1340x990x700mm	1760x990x700mm	1340x990x1357mm	1760x990x1357mm
Number of Deck	1	1	1	2	2
Number of Trays/deck	1	2	3	2	3
Tray Size	400x600mm	400x600mm	400x600mm	400x600mm	400x600mm
Electrical	0.1kW/1Phase/220Volt	0.1kW/1Phase/220Volt	0.1kW/1Phase/220Volt	0.2kW/1Phase/220Volt	0.2kW/1Phase/220Volt
Weight	85kg	115kg	160kg	210kg	290kg

\*Special High Baking Chamber For SHM-10AH : 223mm

# Gas Rotary Oven



Specification	SHM-60A	SHM-90A
Dimension	1340x990x1777mm	1760x990x1777mm
Number of Deck	3	3
Number of Trays/deck	2	3
Tray Size	400x600mm	400x600mm
Electrical	0.3kW/1Phase/220Volt	0.3kW/1Phase/220Volt
Weight	285kg	390kg



Specification	SHM-32A
Dimension	1810x2770x2755mm
Number of Rack	1 Double Rack
Number of Trays	36
Tray Size	460x720mm
Electrical	3.5kW/3Phase/380Volt
Weight	1900kg

# Convection Oven



**Electric Convection Oven**

## SHM-4WD

Spesification

Dimension	675x640x500mm
Capacity	4 trays
Tray Size	315x435mm
Electrical	4.5kW/1Phase/220Volt
Weight	40kg



**Gas Convection Oven**

## SHM-5Q

Spesification

Dimension	870x1240x1130mm
Capacity	5 trays
Tray Size	400x600mm
Electrical	0.75kW/1Phase/220Volt
Weight	180kg



**Gas Convection Oven**

## SHM-10Q

Spesification

Dimension	1240x1130x1540mm
Capacity	10trays
Distance Of Each Level	12mm
Tray Size	400x600mm
Electrical	2.2kW/1Phase/220Volt
Weight	280kg

# Steamer



**Gas Steamer**

## SHM-STGAS-1

Spesification

Dimension	1150x1000x2000mm
Capacity	1 Trolley
Number of Trays	12
Electrical	0.11kW/1Phase/220Volt
Punched Trays	605x605x40mm



**Gas Steamer**

## SHM-TH-1270

Spesification

Dimension	1075x1270x2085mm	Steam Loss	60Kg/H
Capacity	1 Trolley	Steam Pressure	0.1-0.6Mpa
Number of Trays	34	Temperature	Normal Temperature - 100°C
Tray Size	400x600mm	Electrical	2.2kW/3Phase/380Volt

# Steamer



**Gas Steamer**

**SHM-TH-ZBG-06G**

Spesification

Dimension	650x826x1443mm
Water Pressure	0.2-0.6Mpa
Water Outlet	One Inch External Thread
Water Inlet	1/2 Inch External Thread
Electrical	0.1kW/1Phase/220Volt
Weight	110Kg



**Gas Steamer**

**SHM-STGLA-G**

Spesification

Dimension	780x610x1550mm
Number of Trays	8
Tray Size	465x465mm
Electrical	0.05kW/1Phase/220Volt



**Electric Steamer**

**TH-DSD-06D**

Spesification

Dimension	783x636x1460mm
Water Pressure	0.2~0.6Mpa
Water Inlet	4 point external tooth joint
Electrical	2.2kW/1Phase/220Volt
Weight	114.8Kg

## SUS304 Food Grade Trays :



Stainless steel steaming basket

Steaming net

Food grade silicone pad

Mara cake steaming tray

Steam tray

Oblique water plate

**TH-ZBG-1630**

Spesification

Dimension	1630x940x1940mm
Electrical	1.1kW / 1/3ph / 220/380V
Temperature	Up to 103°C
Capacity	36trays
Steam Pressure	0.1-0.6MPa
Steam Consumption	100kg/h
Steam Source	External
Tray Distance	80mm
Control Method	Microcomputer/PLC
Power-off Mode	Auto Power-off
Weight	405Kg



# Steamer


## TH-ZBG-18

### Specification

Dimension	1260x826x1610mm
Power	110W/1phase/220Volt
Temperature	Up to 103°C
Capacity	18trays
Gas Consumption	2.2Kg/H
Natural Gas Consumption	3Kg/H
Water Pressure	0.2-0.6MPa
Tray Distance	84mm
Water Outlet	DN25
Water Inlet	DN15
Input Water Type	Auto Intake
Power-off Mode	Auto Power-off
Weight	265Kg



# Make Up Line



Bread slicer  
XYD-KD1-1



Conveyor machine  
XYD-XL

Toast two colour sandwich machine  
XYD-C4

One Row Egg Liquid  
XYD-DYPT1

### Feature :

1. The production line application to the toast food factory, make the product variety taste and diverse.
2. The production line with bread slicer, feeding machine, filling machine and sprinkle egg liquid machine. First cut toast and filling cream, and chocolate jam etc, then conveyor toast to sprinkle egg liquid. Capacity about 80-120 per minute.
3. Double motor, inverter servo and PLC control, filling material soon and precise setting, easy to operate.
4. Man-machine interface, convenient and quick parameter setting.
5. Fault self-diagnosis function, fault display at a glance.
6. High sensitivity photoelectric switch detection, no leakage, digital input material level, feeding weight, more accurate.
7. Online speed automatic control, suitable for all brands of packaging machine.
8. No bread automatic stop function.
9. Simple transmission system, more reliable work, more convenient maintenance.

### Two Row Bread Firing Production Line

Specification	XYD-KD1-1	Specification	XYD-XL	Specification	XYD-C4	Specification	XYD-DYPT1
Dimension	1000x700x1190mm	Dimension	960x1190x1220mm	Dimension	1450x830x1400mm	Dimension	1600x800x1500mm
Slice Speed	5-7pcs/min	Slice Speed	80-140pcs/min	Slice Speed	80-130pcs/min	Slice Speed	120-220pcs/min
Gas Consumption	0.6mpa	Electrical	0.9kW/1Phase/220Volt	Electrical	1.8kW/1Phase/220Volt	Gas Consumption	0.6mpa
Electrical	1.5kW/1Phase/220Volt	Weight	220kg	Weight	380kg	Electrical	0.4kW/1Phase/220Volt
Weight	230kg					Weight	250kg



# Make Up Line



**NB-31**  
Half-cut Toast Cutter



**NB-32**  
Toast Wafer Separator



**NB-33**  
Toast Sandwich Machine

## Automatic Sandwich Machine

Specification	NB-31	NB-32	NB-33
Dimension	610x1000x1220mm	1650x1000x1000mm	2350x850x1400mm
Electrical	1.3kW/1Phase/220Volt	1.5kW/1Phase/220Volt	3kW/1Phase/220Volt
Weight	250kg	220kg	560kg



**Croissant Rolling Machine**

Specification	SHM-B073E
Dimension	2350x600x1300mm
Production Capacity	3000-5000pcs/h
Electrical	1.1kW/3Phase/380Volt
Belt Width	260mm



**Multifunctional Encrusting machine**

Specification	XZ-99
Dimension	860x800x1500mm
Production Capacity	0-5000pcs/hour
Electrical	2.2kW/3Phase/380Volt
Weight	370Kg

**Small Round Rubbing Machine**

Specification	
Dimension	920x520x500mm
Production Capacity	0-90/min
Electrical	0.2kW/3Phase/380Volt
Weight	52Kg



# Filling Machine


## Cream Filling Machine

**SHM-NH-201**

### Specification

Dimension	350x400x580mm
Production Capacity	300-400pcs/h
Electrical	0.4kW/1Phase/220Volt
Min. Filling	2gr
Error Range	±0.5gr
Weight	30kg

### Optional Accessories



## Bread Slicing & Cream Filling Machine

### Feature :

- Single stuffing as filling (cream, chocolate, etc).
- With liquid crystal touch screen and PLC controlling of Mitsubishi. It has 40 sets of memory formulas offered for free setup.
- The servo motor control helps guarantee accurate and distributed stuffing and no spilling of material.
- With its unique quick release designing. Its easy to operate and save time.
- It can be connected to the packing machine to realize automatic production.

**SHM-NH-601**

### Specification

Dimension	1800x800x1800mm
Production Capacity	40-60pcs/min
Electrical	1.5kW/1Phase/220Volt
Weight	280kg



# Slicer Machine

## Bread Slicer Machine

**SHM-302**

### Specification

Dimension	720x546x720mm
Quantity Of Blades	32pcs
Blade Frame Width	440mm
Working Width	385mm
Working Height	130mm
Ouput	240pcs/hr
Weight	68kg

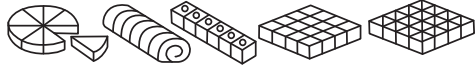


\*Available Thickness Of Slice (mm) : 12, 15, 18, 20.

# Slicer Machine

## Feature :

- Touch panel with function of memory setting.
- Use saw blades with high-speed vibration to move articles and make surface of sliced cake smooth and neat.



## Cake Slicer

**SHM-NH-301**

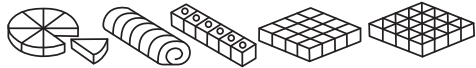
### Specification

Dimension	1200x1100x1480mm
Saw Blade Heating	40-50°C
Cutting Speed	2s/percut
Electrical	1.5kW/1Phase/220Volt
Weight	420kg



## Feature :

- Touch panel with function of memory setting.
- Use ultrasonic cutter with high-speed vibration to move articles and make surface of sliced cake smooth and neat.
- The blades can be cleaned by auto.
- Two types of single and double round.
- Can be integrated into existing production lines and can be used independently.



## Ultrasonic Cake Cutting Machine

**SHM-NH-302**

### Specification

Dimension	1450x1050x1750mm
Ultrasonic Frequency	20khz
Cutting Speed	1s/percut
Electrical	2kW/1Phase/220Volt
Weight	500kg

## Feature :

- Imported monthly saw blade, blade not clamping slag, less debris, delicate cut surface.
- The height of saw blade is easy to adjust and easy to load and unload.
- The thinnest slice of cake can reach 5mm.



**SHM-NH-303**

with top press conveyor



**SHM-NH-303A**

## Horizontal Cake Slicing Machine

**SHM-NH-303**

**SHM-NH-303A**

### Specification

Dimension	1320x810x1270mm	1320x810x1120mm
Electrical	0.8kW/1Phase/220Volt	0.7kW/1Phase/220Volt
Weight	280kg	250kg

# Slicer Machine

## Feature :

- This frozen cookies slicer ultrasonic machine is a newly designed machine which breaks through the previous ways that depends on manual work to slice and arrange tray.
- This machine adopt automatic control system, automatic slicing, automatic arranging trays, one machine can save 5-7 human labours.
- With different cutter moulds, such as : round, square, rectangle, slice row disc. based on specific product size, and slicing precision could be controlled within 0.5mm.
- Imported servo motor, LCD and PLC controlling system.
- It is high efficiency. It is not only suitable for soft cutting, such as fruit paste, jam paste and so on, but also for hard cutting, such as cranberry cookies, peanut crumbled cookies, almond sliced cookies, hazelnut cookies etc.
- Store multiple production recipses for quick product recall and streamlined production processes when changing between products.

## Cookie Slicer (Ultrasonic Cutter)

### Spesification

**SHM-NH-104**

Dimension	1920x820x1540mm
Production Capacity	150kg/h
Electrical	2kW/1Phase/220Volt
Weight	400kg

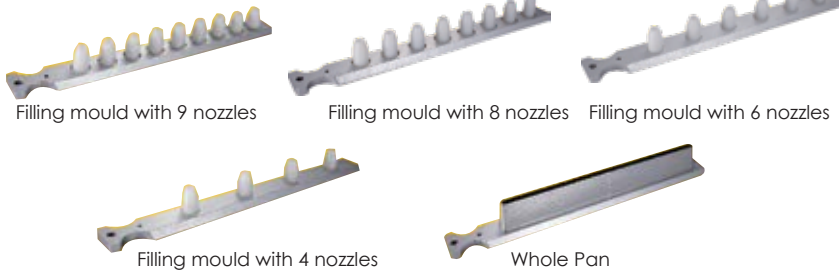


Automatic Arrangement



# Filling Machine

## Filling Mould



Filling mould with 9 nozzles

Filling mould with 8 nozzles

Filling mould with 6 nozzles

Filling mould with 4 nozzles

Whole Pan



## Feature :

- LCD Touch type control screen with function of setting memory data.
- Depositing roller equipped with silicon rubber round gear, it is able to reduce bubble elimination of cake batter.
- It is capable of making regular depositing position or displacement depositing, in order to manufacture variety products.
- It is workable for single operator or continuous operation, to match connection demand of production line.



### Spesification

	SHM-NH-202	SHM-NH-203
Dimension	1600x950x1400mm	1600x1150x1400mm
Production Capacity	100-150kg/h	150-300kg/h
Trays Size	400x600mm	400x600mm
Conveyor Width	420mm	620mm
Electrical	1.5kW/1Phase/220Volt	1.5kW/1Phase/220Volt
Weight	400kg	500kg

# Cookies Depositor

## Accessories

### A Series



### B Series



### Wire-cut



Wire-Cut Cookies



## Cookies Wire-cut Mould



Rectangle Mould



Drum Type Mould



Rotary Nozzle Mould



Round Mould



Heart Mould



Star Mould



### Feature :

- Nozzle rotation is powered by a multy speed geared motor.
- Up and down movement of the table us powered by a geared servo motor with braking unit.
- Wire cut frame is powered by a geared motor.
- Table height adjustment is fully automatic.
- Multi layered & conical shaped cookies.
- Use to make kinds of biscuit, cookie, puff, macaron, etc.
- Servo drives controls for high speed and accuracy.

## Jenny Cookie Depositor (400type/600type)

### SHM-NH-102

#### Spesification

Dimension	1600x950x1400mm
Production Capacity	60-100kg/h
Trays Size	400x600mm
Hopper Capacity	18/20Liter
Electrical	1.5kW/1Phase/220Volt
Weight	400kg



### Feature :

- Adjustable speed and time of depositing rollers.
- Automatic advancement of tray.
- Double sensor system of zero nozzles breakage.
- Single person operation mode or continuous cycle mode.
- Anti slip conveyor belt in order to ensure the precise position of cookies on the tray.
- Adjustments for number of biscuits to be deposited per trays.
- Multi layered and conical shaped cookies.
- Servo drive controls for high speed and accuracy.

## Cookie/Cake Depositor

### SHM-NH-105

#### Spesification

Dimension	1600x950x1400mm
Production Capacity	50-80kg/h
Trays Size	400x600mm
Hopper Capacity	30Liter
V-belt Width	420mm
Electrical	1.5kW/1Phase/220Volt
Weight	400kg

# Other



**Almond Cookies Machine**

**SHM-NH-106**

Spesification

Dimension	1560x1200x1300mm
Production Capacity	300-400pcs/h
Electrical	1.0kW/1Phase/220Volt
Weight	400kg



**Cake Rolling Machine**

**SHM-NH-401**

Spesification

Dimension	1230x1360x1060mm
Production Capacity	300-400pcs/h
Electrical	1.0kW/1Phase/220Volt
Weight	200kg



**Bakpao Machine**

**SHM-MLS-80**

Spesification

Dimension	1500x710x1650mm
Production Capacity	500-3000pcs/h
Diameter Product	10-200gr
Electrical	2.0kW/1Phase/220Volt
Weight	240kg




**Single Spring Roll Skin Machine**

**SD-200 (Single)**

Spesification

Dimension	1200x650x1000mm
Production Capacity	200pcs/h
Diameter Size	200/300mm
Electrical	0.5kW/1Phase/220Volt
Weight	200kg



**Double Spring Roll Skin Machine**

**SD-200 (Double)**

Spesification

Dimension	1200x650x1000mm
Production Capacity	200pcs/h
Diameter Size	200/300mm
Electrical	1.0kW/1Phase/220Volt
Weight	240kg




**Split Colloid Mill**

Spesification

	<b>JMS-80</b>	<b>JMS-100</b>	<b>JMS-110</b>
Dimension	700x350x920mm	750x400x950mm	750x400x950mm
Capacity (Based on material)	0.07-0.5T/H	0.1-0.8T/H	0.3-1T/H
Power	4kW	5.5kW	7.5kW
Motor	2890rpm	2890rpm	2890rpm
Fineness	2-50um/mesh	2-50um/mesh	2-50um/mesh

# Other



Egg Tart Machine

Specification	DT-01/DT-01A	DT-04/DT-04A
Dimension	420x300x650mm	680x650x1500mm
Production Capacity	0-1000pcs/h	0-2000pcs/h
Product Weight	15-40gr/pcs	15-40gr/pcs
Electrical	0.25kW/1Phase/220Volt	0.25kW/1Phase/220Volt
Weight	30kg	80kg



Gyoza/Steam Dumpling Machine

Specification	SD-28
Dimension	350x370x480mm
Production Capacity	1600pcs/hr
Electrical	0.09kW/1Ph/220V
Weight	45kg



Shaomai Machine

Specification	HT-39
Dimension	680x400x850mm
Production Capacity	950pcs/h
Electrical	0.09kW/1Phase/220Volt
Weight	92kg



Dumpling Skin Machine

Specification	DPS-SJ10
Dimension	680x320x380mm
Production Capacity	60pcs/min
Electrical	0.14kW/1Phase/220Volt



Tortilla Press Machine

Specification	TP-25/30
Dimension	520x620x1350mm
Production Capacity	4000-5000pcs/hr
Electrical	2.0kW/1Ph/220V
Diameter	Ø250/300mm
Temperature	0-400°C
Weight	80kg



Gas Heated Cooker

Specification	LP-2, 4-2	LP-2, 8-2
Dimension	1000x820x1430mm	1120x910x1480mm
Capacity	80 Liter	150 Liter
Electrical	0.75kW/1Ph/220V	1.125kW/1Ph/220V
Agitator	11/22rpm	11/22rpm



**PT. SINAR HIMALAYA**

One Stop Solution of Bakery & Pastry Equipment.

Since 1974

**Head Office :**

**Jakarta**

Jl. Pangeran Jayakarta, Komp 117, Blok A No. 8-10  
Jakarta Pusat 10730

Phone : (021) 6599 657, 6249 282

Fax : (021) 6497 850, 6008 474

Mail : sh@sinarhimalaya.com

**Branch Office :**

**Surabaya**

Jl. Kedungdoro No. 36-46 Blok 6-7, Surabaya 60251

Phone : (031) 5322 160, 5342 735, 5344 035

Fax : (031) 5316 113

Mail : shsby@sinarhimalaya.com

**Semarang**

Jl. Majapahit No. 119A, Semarang 50161

Phone : (024) 6711 822, 6711 829, 7692 8639

Fax : (024) 7674 1786

Mail : shsmr@sinarhimalaya.com

**Medan**

Jl. T. Amir Hamzah No. 50 C-D, Medan 20117

Phone : (061) 8008 9000, 8008 9054

Fax : (061) 8008 9104

Mail : shmdn@sinarhimalaya.com



**WhatsApp**

**Website:**

[www.sinarhimalaya.com](http://www.sinarhimalaya.com)

**Instagram:**

[@sinar\\_himalaya](https://www.instagram.com/@sinar_himalaya)

**Facebook & Youtube:**

Sinar Himalaya

**WhatsApp:**

0855-8833-404